

Features

- Integrated web pages for system set up and configuration using a computer or mobile device connected via router or home network
- Provides connections for all system components
- Provides power to the digital interfaces and controls digital valves and other connected system devices
- Two ports for connecting digital valve(s)
- Eight ports for system component connections
- One Ethernet port for hardwire connection to home network or via Wi-Fi adapter (sold separately)
- One jack for power cord connection
- This product can save water and help meet CALGreen requirements by allowing only one water outlet to function at a time
- Automatically checks for software updates (with internet access)

Material

- Reinforced engineering-grade thermoplastic casing

Installation

- For shower configuration and set-up recommended web browsers are: Google Chrome, Firefox, Opera, or Internet Explorer Edge
- Rubber feet allow for placement on a countertop or shelf; can also be wall mounted (fittings included)

Required Products/Accessories

K-99694 Interface Mounting Bracket

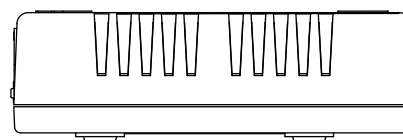
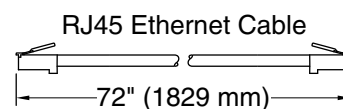
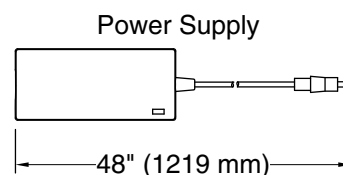
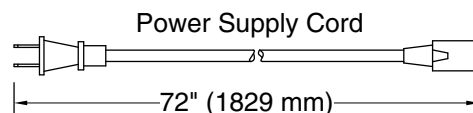
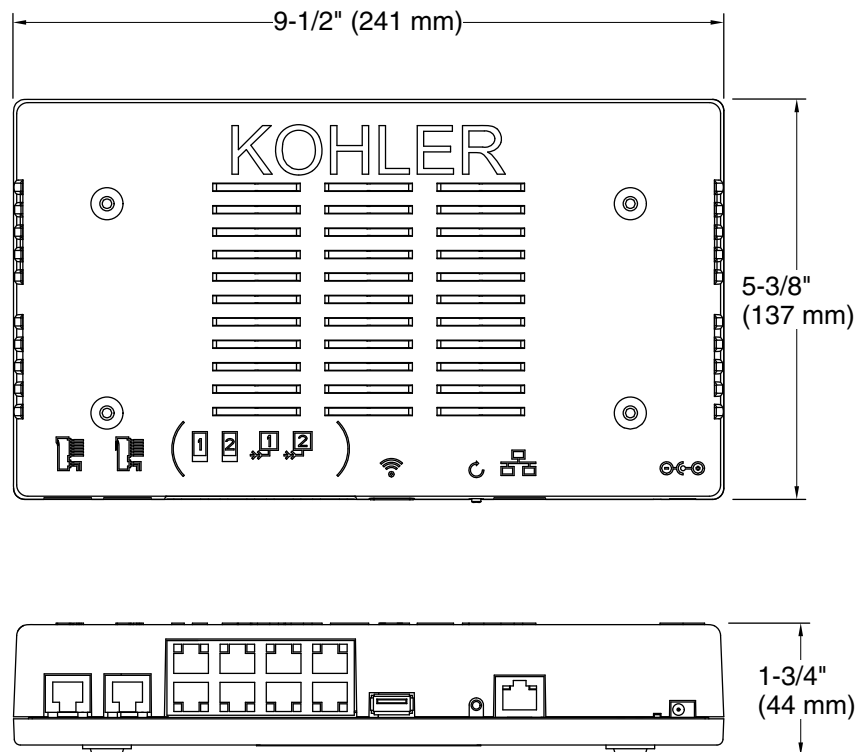


Codes/Standards

UL 1951
CSA C22.2 No. 14
CSA C22.2 No. 68

KOHLER® Electronic Faucets, Valves, and Controls Five-Year Limited Warranty

See website for detailed warranty information.



Required Electrical Service

One dedicated circuit required, protected with Class A Ground-Fault Circuit-Interrupter (GFCI). Outside North America, this device may be known as a Residual Current Device (RCD).

Controller module: 120 V, 15 A, 60 Hz

Technical Information

All product dimensions are nominal.

Power source: Plug - AC, included

Electrical component rating: Controller module: 120/240 V, 0.6 A, 50/60 Hz

Spout:

Notes

Install this product according to the installation guide.

CAUTION: Risk of product damage. The controller is rated to operate in temperatures up to 104°F (40°C). Do not install where the temperature may exceed 104°F (40°C).

CAUTION: Risk of product damage. Mount controller higher than the digital valve to prevent water damage.

The controller comes equipped with rubber feet for placement on a shelf or countertop.

Install the electrical outlet prior to installing the controller and within 6' (1.8 m) of the controller.

Can be mounted within a standard 2x4 stud wall.

Provide an access panel for servicing if mounted within a 2x4 stud wall. The stud cavity must be free of insulation.