

Verse

Wireless Sauna Speaker

MANUAL

SPECIFICATION

Model	Verse	Input	USB Type-C 5V/2A
BT Version	V5.4	Frequency	60Hz ~ 20KHz
BT Range	±60FT	Speaker size	1.85" / 47mm
Battery	4000mAh	Full charge	3-4hr

BUTTON FUNCTION

Play/Pause; Answer/Hang up; Disconnect Bluetooth

Power on/off

Playback mode switching

TWS

Volume + / Next song

Volume - / Previous song

TF card socket

AUX audio cable jack

USB Type-C Charging port

ACCESSORIES

AUX cable\*1

USB Type-A to USBType-C cable\*1

BLUETOOTH CONNECTION AND PLAYBACK

Bluetooth Connection

a. Press the power button to turn on, the speaker will enter Bluetooth Pairing state.

b. On mobile phone go to Bluetooth and Pair New Device, search for the Bluetooth name "S16" and click connect.

c. With a beep, and the Bluetooth connection is successful.

TWS Connection and Playback

a. Power on two Verse speakers at the same time, one of them is selected as the main unit, and the other is the secondary unit.

b. Click the "M" button on the main unit to enter TWS pairing mode, there will be a prompt tone. After successful pairing, the main unit's indicator light will flash quickly, and the secondary unit's indicator light will stay on solid.

c. Open the mobile phone and search for the Bluetooth name "S16" and click connect; there is a prompt sound after the connection is successful. Your phone will now play stereo sound from both speakers.

d. After pairing, you can Click the "M" button of any speaker to disconnect the TWS connection.






e. After the TWS connection is successful, the machine will automatically enter the TWS interconnection every time it is turned on in the future.

AUX Cable Playback

a. Connect the AUX cable to the device and the speaker to play.

Micro SD Card Playback(up to 32G)

a. After inserting the SD card into the speaker, with a beep, the speaker will automatically read the card and play,and the blue light flashes (supports WMA/APE/FLAC/WAV/MP3 format playback).

Button	Operating	Function Description
	Short press	Switch: BT, TF card, AUX playback mode
	Long press	Press and hold for 2 seconds to power on/off
	Short press	Volume +
	Long press	Next song
	Short press	Volume -
	Long press	Previous song
	Short press	Enable/Disable TWS
	Short press	<div>a. During music playback: Tap to play/pause music</div> <div>b. When receiving a call: Tap to answer the call</div> <div>c. During an active call: Tap to end the call</div>
	Long press	Press and hold for 2 seconds to disconnect/reconnect Bluetooth connection

IMPORTANT

1. If storing the Verse speaker for an extended period (3 months or more) without use, you should fully charge the battery. This helps to prevent deep discharge and maintains battery health.

2. If the speaker is used infrequently it is recommended to charge at least once every 3 months.

CHARGING

1. Only use a charger that supports 5V/2A with the provided USB Type-C cable for charging.

2. When charging the red LED light will remain on. When fully charged the red LED will turn off.

3. When the battery voltage gets low, the speaker will beep indicating to charge the battery.

SAFETY PRECAUTIONS

1. The Verse speaker should be placed at a low point in the sauna or no higher than the upper tier bench.

2. Do not place the Verse speaker directly above the sauna heater or within 24" of all sides.

3. Do not charge the Verse speaker in the sauna.

4. Do not open or modify the speaker. This will compromise its water and heat resistance.

5. Periodically inspect the Verse speaker for any damage.

6. This device complies with Part 15 of the FCC Rules and the standard GB 4943.1-2022.

Warranty Card

Thank you for purchasing this SaunaLife® product. To best serve you after your purchase, please read carefully and keep this warranty card for your records.

Warranty description

1. Please keep this warranty card properly for maintenance certificate.

2. This product is warranted for one year from the date of purchase.

3. Warranty equipment during the warranty period, in the state of normal use and maintenance, there are problems and failures in machine materials and processes. Upon verification, we will provide repair services free of charge.

4. During the warranty period, if the following events occur, the company has the right to refuse service or collect materials and service fees according to the situation.

1) Cannot provide this warranty card and valid proof of purchase.

2) Product failure and damage caused by improper use by users.

3) Man-made abnormal external force damage.

4) Damage caused by disassembly by maintenance service personnel not authorized by our company.

5) Failure or damage caused by natural disasters or other force majeure factors.

6) Others intentionally damaged.

5. Our company reserves the right to modify and explain all content.

Product information

Maintenance Records	Date	Fault description
Product Model		
Customer Name		
Customer Phone		
Purchase Date		
Shipping Address		

©2025 Bathing Brands, Inc.

Rev 6-25